



# Spray In QF Product Variants

Surface disinfection

## EN - Instructions for use



### **Spray In QF**

Ready-to-use liquid disinfectant solution



### **Spray In QF Bio-wipes**

Ready-to-use pre-soaked disinfectant wipes

Thank you for your purchase from Laboratorium Dr. Deppe.

This instructions for use applies to the following product:

- Spray In QF
- Spray In QF Bio-wipes

Please do not hesitate to contact us if you have any questions about the contents of these instructions for use or the use of the product.

Your Laboratorium Dr. Deppe Team



**Laboratorium Dr. Deppe GmbH**

Hooghe Weg 35

47906 Kempen

Germany

+49 (0) 2152 5565-0

E-Mail: [info@drdeppe.de](mailto:info@drdeppe.de)

Internet: [www.drdeppe.de](http://www.drdeppe.de)



**Version of these instructions for use:**

Spray In QF\_GA\_V1.0\_220601

**Date of issue:**

2022-06-01

# Content

<b>About the instructions for use</b> .....	<b>4</b>
Other applicable documents.....	4
Explanation of symbols .....	5
<b>Safety</b> .....	<b>6</b>
Personal protective equipment.....	6
Safety instructions .....	7
Safety measures .....	8
Firefighting measures.....	9
Accidental release measures .....	9
<b>Intended use</b> .....	<b>10</b>
User requirements .....	10
Storage environment requirements .....	10
Material compatibility.....	10
<b>Product features</b> .....	<b>11</b>
Composition .....	12
Chemico physical properties.....	12
Biocide registration and listing .....	12
<b>Recommended exposure times</b> .....	<b>13</b>
Spray In QF .....	13
Spray In QF Bio-wipes .....	14
<b>Application</b> .....	<b>15</b>
Application instructions .....	15
Use of Spray In QF .....	15
Preparation.....	15
Wipe disinfection with ready to use solution (Spray In QF) .....	15
Spray/wipe disinfection with pump bottle (Spray In QF) .....	16
Wipe disinfection with disinfectant wipe (Spray In QF Bio-wipes) .....	16
<b>Storage and disposal</b> .....	<b>17</b>
Storage environment requirements .....	17
Shelf life .....	17
Disposal of Spray In QF products .....	17
<b>Ordering details</b> .....	<b>18</b>

## About the instructions for use

These instructions for use contain the necessary information for the correct use of the medical products **Spray In QF** and **Spray In QF Bio-wipes** (below-mentioned as „product“).

The instructions for use must be kept in the immediate vicinity of the product and must be available to the user at all times.

All persons using the product must have read and understood the instructions for use, in particular the chapter on safety and the other applicable documents.

Report all serious incidents (damage, injuries, infections, etc.) that have occurred in connection with the product to the manufacturer without delay (see page 2) and the BfArM (for contact information, see <https://www.bfarm.de>).

### Other applicable documents

In addition to the instructions for use, the following documents must be observed:

- Labels on the product packaging
- Product data sheets
- Material safety data sheets
- Operating instructions
- Information on the shelf lives of opened containers

The documents can be accessed on the website of Laboratorium Dr. Deppe GmbH or requested by E-mail.



Internet:  
([www.drdeppe.de](http://www.drdeppe.de))













E-Mail:  
([info@drdeppe.de](mailto:info@drdeppe.de))

## Explanation of symbols

This instructions for use and the marking on the product is using symbols to draw attention to certain information and hazards.





Keep the symbols in clearly legible condition for the entire lifetime of the product and replace them immediately if they become worn.

Symbol	Description
	The letters CE stand for European Conformity, it symbolises the conformity of the product with the applicable requirements imposed by the European Community on the manufacturer.
	DrDeppe pictogram for surface disinfection, it symbolises a marketing element without legal background.
	Product manufacturer
	Maximum shelf life
	Production lot number / batch number
	Item number
	Follow the instructions for use
	Medical device
	Unique Device Identifier
	Flammable: Easily flammable liquid and vapour

# Safety

Read and follow all safety instructions and contact the manufacturer if anything is unclear (see page 2).

## Personal protective equipment

	Spray In QF	Spray In QF Bio-wipes
	In case of repeated or prolonged contact wear gloves. Nitrile rubber. EN 374.	In case of repeated or prolonged contact wear gloves. Nitrile rubber. EN 374.
	Wear closed safety glasses. EN 166.	Wear closed safety glasses. EN 166.
	Wear suitable protective clothing. EN ISO 13688. EN 13034.	Wear suitable protective clothing. EN ISO 13688. EN 13034.
	In case of insufficient ventilation, wear suitable respiratory equipment. Breathing apparatus with filter. A2-P2. EN 143.	In case of insufficient ventilation, wear suitable respiratory equipment. Breathing apparatus with filter. A2-P2. EN 143.

## Safety instructions

The following safety instructions apply when handling the product:

- Do not use Spray In QF products on humans.
- Do not use Spray In QF products for the disinfection of instruments, semi-critical and critical medical devices.
- Inspect the packaging for integrity before use.
- Do not use the product if the packaging is damaged.
- Do not use the product after the expiry date.
- Wear the required personal protective equipment (see page 6).
- Use only fully soaked disinfectant wipes.
- Be aware of the risk of explosion and fire when using alcohol-based disinfectants over large areas.
- Ensure good ventilation during and after use.
- Do not eat, drink or smoke when in use.
- Protect the product from direct sunlight and keep it away from sources of ignition, food, drink and fodder.
- Avoid contact with the skin, eyes and mucous membranes.
- Limit spray disinfection to areas that cannot be reached by wipe disinfection.
- Do not inhale mists, vapours or aerosols.
- In case of accidental release, clean and ventilate the contaminated area carefully.
- Avoid release into the environment.
- Wash hands thoroughly after use.
- Remove clothing that has come into contact with the product immediately after use and wash before re-use.
- Repeated exposure may cause skin dryness or cracking.
- Take measures against electrostatic discharges.
- **Components that must be noted on the labelling:**
  - Ethanol



## **Safety measures**

When using Spray In QF products, initiate the safety measures listed below.

### **After ingestion:**

- Call a poison center or a doctor if you feel unwell. Rinse mouth out with water. Do not induce vomiting.

### **After skin contact (or hair):**

- Rinse skin with water/shower. Take off immediately all contaminated clothing.

### **After inhalation:**

- Remove person to fresh air and keep comfortable for breathing.

### **After eye contact:**

- Rinse eyes with water as a precaution.

In all cases of doubt, or when symptoms persist, seek medical attention.



## Firefighting measures

In case of accidental release observe the following instructions and measures.

### Extinguishing media:

- **Suitable extinguishing media:**  
Use extinguishing media appropriate for surrounding fire. Water spray. Dry powder. Foam. Carbon dioxide.
- **Unsuitable extinguishing media:**  
Strong water jet.

### Special hazards arising from the substance or mixture:

- **Fire hazard:**  
Flammable liquid and vapour.
- **Explosion hazard:**  
Explosive vapour/air mixtures may be formed. Heavier than air, vapours may travel long distances along ground, ignite and flash back to source.
- **Hazardous decomposition products in case of fire:**  
Toxic fumes may be released. Carbon dioxide. Carbon monoxide.

### Advice for firefighters:

- **Protection during firefighting:**  
Do not attempt to take action without suitable protective equipment. Self-contained breathing apparatus. Complete protective clothing.

### Other information:

- Do not allow run-off from fire fighting to enter drains or water courses. Disposal must be done according to official regulations.

## Accidental release measures

### For non-emergency personnel

#### Emergency procedures:

- Ventilate spillage area. No open flames, no sparks, and no smoking.

### For emergency responders:

#### Protective equipment:

- Do not attempt to take action without suitable protective equipment.

## Intended use

Spray In QF and Spray In QF Bio-wipes are alcohol-based surface disinfectants for disinfection, especially of surfaces of non-invasive medical devices and surfaces in the medical environment.

## User requirements

The product is exclusively intended for use by trained healthcare professionals and cleaning professionals in the healthcare sector.

All persons using the product must have read and understood the entire instructions for use and in particular the chapter on safety before use.

## Storage environment requirements

The product is intended for use within the following temperature ranges. No effectiveness data is available for use outside of the temperature limits.

Description	Unit	Value
Recommended ambient temperature the application (min. - max.)	[°C]	20 - 25

## Material compatibility

The product shows good material compatibility in the specified contact times.

On surfaces that are not resistant to alcohol, such as acrylic glass and polycarbonate, optical changes may occur, such as faint traces of cloudiness or a matt gloss.

We recommend testing the material compatibility for the specific application on an inconspicuous area before the first application.

# Product features

Spray In QF and Spray In QF Bio-wipes ready-to-use disinfectants for professional surface disinfection.

The products are suitable for:

- routine and targeted disinfection
- alcohol-resistant, surfaces away from and near patients

Spray In QF is bactericidal, yeasticidal, tuberculocidal, mycobactericidal and effective against enveloped viruses as well as Adeno- and Noroviruses (active against enveloped viruses and limited spectrum of virucidal).

Spray In QF products serve to prevent diseases caused by viruses and bacteria by reducing the number of pathogenic germs and thus minimising the likelihood of infection.

## Spray In QF



Spray In QF is a ready-to-use solution for surface disinfection.

Spray In QF is ready for immediate use.

The product is preferably applied safely to the surfaces to be disinfected using soaked, hygienic (disposable) wipes.

In hard-to-reach places, Spray In QF can be sprayed on with the pump or spray bottle.

## Spray In QF Bio-wipes



Spray In QF Bio-wipes are ready-to-use disinfectant wipes.

The wipes are made of 100% biodegradable fabric.

## Composition

The following specifications refer to 100 g of the product in each case, and 100 g of the soaking solution for Spray In QF Bio-wipes.



Spray In QF	Unit	Value
Ethanol	[g]	50,0

Spray In QF Bio-wipes	Unit	Value
Ethanol	[g]	50,0

## Chemico physical properties

	Spray In QF	Spray In QF Bio-wipes (soaking-solution)
Colour	colourless	colourless
State	liquid	liquid
pH-value	7 - 9	7 - 9
Density	0,910 – 0,925 g/ml	0,910 – 0,925 g/ml

## Bioicide registration and listings

	Spray In QF	Spray In QF Bio-wipes
Biozide-Reg. No.	N-73614	N-78340
Listing		

# Recommended exposure times

The effectiveness of the product depends on the combination of the concentrate and the exposure time of the product on the treated surface. The amount to be applied to Influencing factors:

- For rough surfaces and low temperatures, increase the exposure time and/or concentration.
- Keep the surface moistened with use solution for the entire application time for a safe effect.

## Spray In QF

The recommended exposure times for Spray In QF are shown in the table below.

Spray In QF		Condition		Norm	Exposure time	
		dirty	clean			
<b>Bactericidal</b>	with mechanical action		X	EN 13727 EN 16615*	1 min.	
<b>Yeasticidal</b>			X	EN 13624 EN 16615*		
<b>Active against enveloped viruses</b> (Modified Vaccinia Ankara)			X	EN 14476 virus-4-field-test**		
<b>Bactericidal</b>	without mechanical action		X	EN 13727 EN 13697		
<b>Yeasticidal</b>			X	EN 13624 EN 13697		
<b>Active against enveloped viruses</b> (Modified Vaccinia Ankara)			X	EN 14476 EN 16777		
<b>Limited spectrum of virucidal activity</b> (Adenovirus type 5, Murine Norovirus)			X	EN 14476		
<b>Tuberculocidal</b> (M. terrae)			X	EN 14348		
<b>Mycobactericidal</b> (M. terrae and M. avium)		X		EN 14348		5 min.

\* tested on reference wipe \*\* following EN 16615

## Spray In QF Bio-wipes

The recommended exposure times for Spray In QF Bio-wipes are shown in the table below.

Spray In QF Bio-wipes	Condition		Norm	Exposure time
	dirty	clean		
<b>Bactericidal</b>		X	EN 13727*	1 min.
			EN 16615	
<b>Yeasticidal</b>		X	EN 13624*	
			EN 16615	
<b>Active against enveloped viruses</b> (Modified Vaccinia Ankara)		X	EN 14476*	
			virus-4-field-test**	
<b>Limited spectrum of virucidal activity</b> (Adenovirus type 5, Murine Norovirus)		X	EN 14476*	
<b>Tuberculocidal</b> (M. terrae)		X	EN 14348*	
<b>Mycobactericidal</b> (M. terrae and M. avium)	X		EN 14348*	5 min.

\* tested on soaking solution

\*\* following EN 16615

# Application

This chapter describes how to use Spray In QF products safely and effectively.

## Application instructions:

Observe the hygiene requirements for the disinfection of surfaces (in Germany: the KRINKO recommendations on the subject of surface disinfection, or the VAH recommendations for routine disinfection).

The ready-to-use product can be used by spraying (without mechanics), preferably by wiping with the help of a disposable cloth / mop (with mechanics), or in a combination of spraying / wiping (with mechanics).

Do not combine with cleaners.

Not suitable for disinfection of surfaces of semi-critical and critical medical devices.

## Use of Spray In QF

Follow the steps below to disinfect surfaces with the product.

### Preparation

- Remove visible soiling from the surface to be disinfected using a soft and clean wipe.

### Wipe disinfection with ready-to use-solution (Spray In QF)

1. Personal protective equipment: Put on protective gloves, protective clothing, splash goggles and respiratory protection.
2. Carefully loosen the cap of the bottle or canister containing the ready-to-use disinfectant and set the opened container down safely.
3. Recommendation: Take a hygienic (disposable) wipe that has as little lint as possible and is absorbent.
4. Carefully saturate the cloth with the disinfectant. Avoid unnecessary spillage or splashing. Recommendation: Use removal or dosing aids.
5. Spread the ready-to-use solution with the wipe until the surface to be disinfected is completely wetted.
6. Rub the surface with the soaked wipe under slight pressure.
7. Keep the surface moistened with disinfectant for the exposure time. If necessary, use another soaked disposable wipe or soak the wipe again. Avoid contaminating the disinfectant solution in the process.
8. Dispose of the disposable wipe properly.
9. Securely close the container again with the original cap.

### **Spray/wipe disinfection with pump bottle (Spray In QF)**

1. Personal protective equipment: Put on protective gloves, protective clothing, splash goggles and respirator.
2. Turn the spray head of the pump bottle to ON.
3. Test the material compatibility on an inconspicuous area, observing the planned exposure time.
4. Spray the working solution onto the entire surface to be disinfected from a distance of approx. 30 cm.
5. Recommendation: Spread the working solution with a clean disposable wipe until the surface is completely wetted.
6. Rub the surface with the soaked wipe under slight pressure.
7. Keep the surface moist during the entire exposure time. If necessary, spray the surface again with the working solution.
8. Dispose of the disposable wipe properly.

### **Wipe disinfection with disinfectant wipe (Spray In QF Bio-wipes)**

1. Personal protective equipment: Put on protective gloves, protective clothing and splash goggles.
2. Open the closing flap, remove a disinfectant wipe from the wipe dispenser and close the closing flap tightly again. The disinfection wipes must be completely saturated with soaking solution.
3. Test the material compatibility on an inconspicuous area, observing the planned exposure time.
4. Carefully wipe the entire surface with the disinfectant wipe until it is completely wetted with the working solution/soaking solution.
5. Dispose of the disinfection wipe properly.
6. Keep the surface moist during the entire exposure time. If necessary, wipe the surface again with a fresh disinfectant wipe.



# Storage and disposal

This chapter describes how to properly store and dispose of Spray In QF products.

## Storage environment requirements

Store the product tightly closed in a well-ventilated location and protect it against unauthorised access. Observe the following storage temperature limits.

Description	Unit	Value
Temperature limits for short-term storage (min. - max.)	[°C]	0 - 40 <sup>1)</sup>
Ambient temperature for long-term storage according to shelf life (min. - max.)	[°C]	20 - 25

<sup>1)</sup> Short term storage (max. 24 h) up to max. 40 °C has no effect on the effectiveness of the product.

## Shelf life

Do not use the product after the expiry date indicated on the packaging and dispose of it properly.

**Spray In QF** can be stored for 12 months after opening in a closed condition.

**Spray In QF Bio-wipes** can be used for up to 28 days after opening in a closed condition.

## Disposal of Spray In QF products

Disposal must be carried out in accordance with applicable national and local regulations. Please also observe the instructions from the safety data sheet for the working solution and disinfection wipes.

## Order details

For orders from Laboratorium Dr. Deppe, use the item numbers given below.

### Spray In QF

Item number	Container size
601356	18 x 500 ml
600917	12 x 1 L
601106	2 x 5 L
601107	1 x 10 L

### Spray In QF Bio-wipes

Item number	Container size
601102	1 x 70 wipes (bucket)
601103	6 x 70 wipes (refill-pack)
600971	12 x 80 wipes (flowpack)





# DrDeppe

## **Laboratorium Dr. Deppe GmbH**

Hooghe Weg 35

47906 Kempen

Germany

+49 (0) 2152 5565-0

E-Mail: [info@drdeppe.de](mailto:info@drdeppe.de)

Internet: [www.drdeppe.de](http://www.drdeppe.de)

Copyright © 2022 - Laboratorium Dr. Deppe GmbH

All rights reserved. All contents of these instructions for use, in particular texts, photographs and graphics, are protected by copyright. The copyright lies with Laboratorium Dr. Deppe GmbH. No part of these instructions for use may be reproduced, distributed or transmitted in any form or by any means, including photocopies, recordings or other electronic or mechanical methods.

Art. Nr. 480046