



Beta Guard Product Variants

Surface disinfection

EN - Instructions for use



Beta Guard Neu

Concentrated liquid disinfectant solution



Beta Guard rfu

Ready-to-use liquid disinfectant solution



Beta Guard rfu Bio-wipes

Ready-to-use, pre-soaked disinfectant wipes

Thank you for your purchase from Laboratorium Dr. Deppe.

This instructions for use apply to the following product variants:

- Beta Guard Neu
- Beta Guard rfu
- Beta Guard rfu Bio-wipes

Please do not hesitate to contact us if you have any questions about the contents of these instructions for use or the use of the product.

Your Laboratorium Dr. Deppe Team



Laboratorium Dr. Deppe GmbH

Hooghe Weg 35

47906 Kempen

Germany

+49 (0) 2152 5565-0

E-Mail: info@drdeppe.de

Internet: www.drdeppe.de



Version of these instructions for use:

BetaGuard_GA_V1.0_220330

Date of issue:

2022-03-30

Content

About the instructions for use	4
Other applicable documents.....	4
Explanation of symbols.....	5
Safety	6
Personal protective equipment.....	6
Safety instructions	7
Safety measures	8
Safety measures Beta Guard Neu.....	8
Safety measures Beta Guard rfu and Beta Guard rfu Bio-wipes	8
Accidental release measures	9
Intended use	10
User requirements	10
Storage environment requirements	10
Material compatibility.....	10
Product features	11
Composition	12
Chemical physical properties.....	13
Biocide registration and listing	13
Recommended exposure times	14
Beta Guard Neu	14
Beta Guard rfu	15
Beta Guard rfu Bio-wipes	15
Application	16
Correct dosing of Beta Guard Neu.....	16
Use of Beta Guard products	17
Preparation	17
Spray/wipe disinfection with pump bottle (Beta Guard Neu ready-to-use solution, Beta Guard rfu)	17
Wipe disinfection with ready to use solution (Beta Guard rfu)	18
Wipe disinfection with disinfectant wipe (Beta Guard rfu Bio-wipes)	18
Storage and disposal	19
Storage environment requirements	19
Shelf life.....	19
Disposal of Beta Guard products.....	19
Ordering details	20

About the instructions for use

These instructions for use contain the necessary information for the correct use of the medical products **Beta Guard Neu**, **Beta Guard rfu** and **Beta Guard rfu Bio-wipes** (below-mentioned as „product“).

The instructions for use must be kept in the immediate vicinity of the product and must be available to the user at all times.

All persons using the product must have read and understood the instructions for use, in particular the chapter on safety and the other applicable documents.

Report all serious incidents (damage, injuries, infections, etc.) that have occurred in connection with the product to the manufacturer without delay (see page 2) and the BfArM (for contact information, see <https://www.bfarm.de>).

Other applicable documents

In addition to the instructions for use, the following documents must be observed:

- Labels on the product packaging
- Product data sheets
- Material safety data sheets
- Operating instructions
- Dosing charts
- Information on the shelf lives of opened containers

The documents can be accessed on the website of Laboratorium Dr. Deppe GmbH or requested by E-mail.



Internet:
(www.drdeppe.de)














E-Mail:
(info@drdeppe.de)

Explanation of symbols

This instructions for use and the marking on the product is using symbols to draw attention to certain information and hazards.





Keep the symbols in clearly legible condition for the entire lifetime of the product and replace them immediately if they become worn.

Symbol	Description
	The letters CE stand for European Conformity, it symbolises the conformity of the product with the applicable requirements imposed by the European Community on the manufacturer.
	Product manufacturer
	DrDeppe pictogram for surface disinfection, it symbolises a marketing element without legal background.
	Maximum shelf life
	Production lot number / batch number
	Item number
	Follow the instructions for use
	Medical device
	Unique Device Identifier
	Corrosive: Causes severe skin burns and eye damage.
	Hazardous to the aquatic environment: Very toxic to aquatic life with long lasting effects.

Safety

Read and follow all safety instructions and contact the manufacturer if anything is unclear (see page 2).

Personal protective equipment

	Beta Guard Neu	Beta Guard rfu	Beta Guard rfu Bio-wipes
	Chemically resistant protective gloves. Nitrile rubber. EN 374.	In case of repeated or prolonged contact wear gloves. Nitrile rubber. EN 374.	In case of repeated or prolonged contact wear gloves. Nitrile rubber. EN 374.
	Wear closed safety glasses. EN 166.	Use splash goggles when eye contact due to splashing is possible. EN 166.	Use splash goggles when eye contact due to splashing is possible. EN 166.
	Wear suitable protective clothing. EN ISO 13688. EN 13034.	Wear suitable protective clothing. EN ISO 13688. EN 13034.	Wear suitable protective clothing. EN ISO 13688. EN 13034.
	In case of insufficient ventilation, wear suitable respiratory equipment. Breathing apparatus with filter. A-P2. EN 143.	In case of insufficient ventilation, wear suitable respiratory equipment. Breathing apparatus with filter. A-P2. EN 143.	Not required for normal conditions of use.

Safety instructions

The following safety instructions apply when handling the product:

- Do not use Beta Guard products on humans.
- Do not use Beta Guard products for the disinfection of instruments, semi-critical and critical medical devices.
- Inspect the packaging for integrity before use.
- Do not use the product if the packaging is damaged.
- Do not use the product after the expiry date.
- Wear the required personal protective equipment (see page 6).
- Only use fully soaked disinfectant wipes.
- Ensure good ventilation during and after use.
- Do not eat, drink or smoke when in use.
- Protect the product from direct sunlight and keep it away from sources of ignition, food, drink and fodder.
- Avoid contact with the skin, eyes and mucous membranes.
- Do not inhale mists, vapours or aerosols.
- In case of accidental release, clean and ventilate the contaminated area carefully.
- Toxic to aquatic organisms with long-term effects. Avoid release into the environment.
- Wash hands thoroughly after use.
- Remove clothing that has come into contact with the product immediately after use and wash before re-use.
- Do not use in combination with disinfectants containing aldehyde.

Special safety instructions for Beta Guard Neu

- Very toxic to aquatic organisms with long-term effects. Avoid release into the environment.
- The product has a harmful effect on human health and the environment.
- In the event of contact, the product causes serious damage to the eyes and severe skin burns.
- **Components that must be noted on the labelling:**
 - Quaternary ammonium compounds, benzyl-C12-16-alkyldimethyl, chlorides
 - N-(3-aminopropyl)-N-dodecylpropane-1,3-diamine



Safety measures

When using Beta Guard products, initiate the safety measures listed below.

Safety measures Beta Guard Neu:

After ingestion:

- Rinse mouth. Do not induce vomiting. Call a physician immediately.

After skin contact (or hair):

- Rinse skin with water/shower. Take off immediately all contaminated clothing. Call a physician immediately.

After inhalation:

- Remove person to fresh air and keep comfortable for breathing.

After eye contact:

- Rinse cautiously with water for several minutes. Remove contact lenses, if present and easy to do. Continue rinsing. Call a physician immediately.

Safety measures Beta Guard rfu and Beta Guard rfu Bio-wipes:

After ingestion:

- Call a poison center or a doctor if you feel unwell. Rinse mouth out with water. Do not induce vomiting.

After skin contact (or hair):

- Wash skin with plenty of water.

After inhalation:

- Remove person to fresh air and keep comfortable for breathing.

After eye contact:

- Rinse eyes with water as a precaution.



Accidental release measures

In case of accidental release of Beta Guard products, observe the following instructions and measures.

Personal precautions

For non-emergency personnel: Ventilate spillage area. Avoid contact with skin and eyes. Do not breathe mist, vapours, spray.

Emergency responders: Do not attempt to taken action wwithout suitable protective equipment (see page 6).

Environmental precautions

Notify authorities if product enters sewers or public waters. Avoid sub-soil penetration. Prevent entry to sewers and public waters.

Methods and material for containment and cleaning up

For containment: Collect spillage.

Methods for cleaning up: Take up liquid spill into absorbent material. Take up mechanically (sweeping, shovelling) and collect in suitable container for disposal.

Disposal: Disposal must be done according to official regulations.

Intended use

Beta Guard Neu, Beta Guard rfu and Beta Guard rfu Bio-wipes are alcohol-free surface disinfectants for disinfection, especially of surfaces of non-invasive medical devices and surfaces in the medical environment.

User requirements

The product is exclusively intended for use by trained healthcare professionals and cleaning professionals in the healthcare sector.

All persons using the product must have read and understood the entire instructions for use and in particular the chapter on safety before use.

Storage environment requirements

The product is intended for use within the following temperature ranges. No effectiveness data is available for use outside of the temperature limits.

Description	Unit	Value
Recommended ambient temperature the application (min. - max.)	[°C]	20 - 25

Material compatibility

The product shows good material compatibility in the specified concentrations and contact times.

With exceptionally long contact times (> 1 day), minor loss of flexibility occurred with latex and synthetic rubber (EPDM), and superficial discoloration with copper, brass and aluminum.

The observed changes do not lead to any restrictions in application.

We recommend testing the material compatibility for the specific application on an inconspicuous area before the first application.

Product features

Beta Guard Neu is a concentrated, Beta Guard rfu a ready-to-use disinfectant for professional surface disinfection.

The products are suitable for:

- routine and targeted disinfection
- surfaces away from and near patients, especially in clinics, surgeries, outpatient departments and care facilities.

Beta Guard Neu is bactericidal, levurocidal, tuberculocidal, mycobactericidal and effective against enveloped viruses as well as Adeno-, Noro- and Rotaviruses (active against enveloped viruses and limited spectrum of virucidal) and furthermore virucidal effective against Polyomaviruses.

Beta Guard rfu is bactericidal, levurocidal, tuberculocidal and effective against enveloped viruses as well as Adeno-, Noro- and Rotaviruses (active against enveloped viruses and limited spectrum of virucidal).

Beta Guard Neu



Beta Guard Neu is a concentrated, liquid surface disinfectant.

To produce the working solution, a small amount of concentrate is mixed with clean water to form a working solution (see page 16).

Beta Guard rfu



Beta Guard rfu is a ready-to-use solution for surface disinfection. It is ready for immediate use.

The product is preferably applied safely to the surfaces to be disinfected using soaked, hygienic (disposable) wipes. In hard-to-reach places, Beta Guard rfu can be sprayed on with the pump or spray bottle.

Beta Guard rfu Bio-wipes



Beta Guard rfu Bio-wipes are ready-to-use disinfectant wipes.

The wipes are made of 100% biodegradable fabric.

Composition

The following specifications refer to 100 g of the product in each case, and 100 g of the soaking solution for Beta Guard rfu Bio-wipes.

Beta Guard Neu	Unit	Value
Alkyl(C12-16)dimethyl benzyl ammonium chloride	[g]	7,0
N-(3-aminopropyl)-N-dodecylpropane-1,3-diamine	[g]	5,0
2-Phenoxyethanol	[g]	2,0




Beta Guard rfu	Unit	Value
Alkyl(C12-16)dimethyl benzyl ammonium chloride	[g]	0,35
N-(3-aminopropyl)-N-dodecylpropane-1,3-diamine	[g]	0,25
2-Phenoxyethanol	[g]	0,1

Beta Guard rfu Bio-wipes	Unit	Value
Alkyl(C12-16)dimethyl benzyl ammonium chloride	[g]	0,35
N-(3-aminopropyl)-N-dodecylpropane-1,3-diamine	[g]	0,25
2-Phenoxyethanol	[g]	0,1

Chemical physical properties

	Beta Guard Neu	Beta Guard rfu	Beta Guard rfu Bio-wipes (soaking solution)
Colour	colourless yellowish	colourless yellowish	colourless yellowish
State	liquid	liquid	liquid
pH-Value	10.3 - 11.5	8.5 - 11.0	8.5 - 11.0
Density	0.9880 – 0.9980 g/ml	0.9870 – 1.0030 g/ml	0.9870 – 1.0030 g/ml

Biocide registration and listings

	Beta Guard Neu	Beta Guard rfu	Beta Guard rfu Bio-wipes
Biocide Reg. No	N-77462	N-83978	N-97387
Listing			

Recommended exposure times

The effectiveness of the product depends on the combination of the concentrate and the exposure time of the product on the treated surface. The amount to be applied to the surface depends on the application conditions.

Influencing factors:

Keep the surface moistened with use solution for the entire application time for a safe effect.

Beta Guard Neu

The recommended exposure times and concentrations for Beta Guard Neu are shown in the table below.

Beta Guard Neu		Condition		Norm	Concentration [%]	Exposure time [min]
		dirty	clean			
Bactericidal	with mechanical action	X		EN 13727	0,5	5
Yeasticidal		X		EN 16615*		
Bactericidal	without mechanical action	X		EN 13624		
Yeasticidal		X		EN 16615*		
Tuberculocidal/ Mycobactericidal (M. terrae, M. avium)		X		EN 14348	2 1	30** 60**
Active against enveloped viruses (Modified Vaccinia Ankara)		X		EN 14476	3	5
Limited spectrum of virucidal activity			X		4	60**
Adenovirus type 5			X		4	60**
Murine Norovirus			X		3	60**
Rotavirus strain Wa		without			1	30**
Virucidal against Polyomavirus SV-40		X			2	60**

* tested on reference wipe ** not for near patient surfaces

Beta Guard rfu

The recommended exposure times for Beta Guard rfu are shown in the table below.

Beta Guard rfu		Condition		Norm	Exposure time [min]
		dirty	clean		
Bactericidal	with mechanical action	X		EN 13727	1 (VAH 5)
Yeasticidal		X		EN 16615*	
Bactericidal	without mechanical action	X		EN 13727	
Yeasticidal		X		EN 13697	
Tuberculocidal (<i>M. terrae</i>)		X		EN 13624	1
		X		EN 13697	1
Active against enveloped viruses (Modified Vaccinia Ankara)		X		EN 14348	60**
Limited spectrum of virucidal activity Adenovirus type 5 Murine Norovirus			X	EN 14476	1
					60**

* tested on reference wipe ** not for near patient surfaces

Beta Guard rfu Bio-wipes

The recommended exposure times for Beta Guard rfu Bio-wipes are shown in the table below.

Beta Guard rfu Bio-wipes		Condition		Norm	Exposure time [min]
		dirty	clean		
Bactericidal	with mechanical action	X		EN 13727*	5
Yeasticidal		X		EN 16615	
				EN 13624*	
				EN 16615	
Tuberculocidal (<i>M. terrae</i>)		X		EN 14348*	60**
Active against enveloped viruses (Modified Vaccinia Ankara)		X		EN 14476*	1
			X	mod. EN 16615	1
Limited spectrum of virucidal activity Adenovirus type 5 Murine Norovirus			X	EN 14476*	60**

* tested on soaking solution ** not for near patient surfaces

Application

This chapter describes how to use Beta Guard products safely and effectively.

Correct dosing of Beta Guard

The product is available as a concentrate for generating a working solution. Prior to use, the working solution is prepared taking into account the required concentration for the planned application.

1. Personal protective equipment: Wear chemical-resistant protective gloves, protective clothing, respiratory protection and tight-fitting safety goggles (see page 6).
2. Mix the Beta Guard Neu with water (drinking-quality) into a working solution (see table below).

Application example: To manufacture 10 litres of a 1% working solution, mix 9,9 litres of water with 100 ml of Beta Guard Neu.

Total amount of working solution	Concentration of working solution [%]								
	0.25	0.5	1.0	1.5	2.0	2.5	3.0	4.0	5.0
	Quantity of disinfectant concentrate [ml]								
1 litre	2,5	5	10	15	20	25	30	40	50
2 litres	5,0	10	20	30	40	50	60	80	100
3 litres	7,5	15	30	45	60	75	90	120	150
4 litres	10,0	20	40	60	80	100	120	160	200
5 litres	12,5	25	50	75	100	125	150	200	250
6 litres	15,0	30	60	90	120	150	180	240	300
7 litres	17,5	35	70	105	140	175	210	280	350
8 litres	20,0	40	80	120	160	200	240	320	400
9 litres	22,5	45	90	135	180	225	270	360	450
10 litres	25,0	50	100	150	200	250	300	400	500

Use of Beta Guard products

Follow the steps below to disinfect surfaces with the product.

Application instructions:

Observe the hygiene requirements for the disinfection of surfaces (in Germany: the KRINKO recommendations on the subject of surface disinfection, or the VAH recommendations for routine disinfection).

The ready-to-use product can be used by spraying (without mechanics), preferably by wiping with the help of a disposable cloth / mop (with mechanics), or in a combination of spraying / wiping (with mechanics).

Do not combine with cleaners.

Not suitable for disinfection of surfaces of semi-critical and critical medical devices.

Preparation:

- Beta Guard New only: Prepare the working solution according to the requirements for the intended use (see page 16).
- Remove visible soiling from the surface to be disinfected using a soft and clean wipe.

Spray/wipe disinfection with pump bottle

(Beta Guard Neu ready-to-use solution, Beta Guard rfu)

1. Personal protective equipment: Put on protective gloves, protective clothing, splash goggles and respirator (see page 6).
2. Turn the spray head of the pump bottle to ON.
3. Test the material compatibility on an inconspicuous area, observing the planned exposure time.
4. Spray the working solution onto the entire surface to be disinfected from a distance of approx. 30 cm.
5. Recommendation: Spread the working solution with a clean disposable wipe until the surface is completely wetted.
6. Rub the surface with the soaked wipe under slight pressure.
7. Dispose of the disposable wipe properly (see page 19).
8. Keep the surface moist during the entire exposure time (see page 14).
If necessary, spray the surface again with the working solution.

Wipe disinfection with ready-to use-solution (Beta Guard rfu)

1. Personal protective equipment: Put on protective gloves, protective clothing, splash goggles and respiratory protection (see page 6).
2. Carefully loosen the cap of the bottle or canister containing the ready-to-use disinfectant and set the opened container down safely.
3. Recommendation: Take a hygienic (disposable) wipe that has as little lint as possible and is absorbent.
4. Carefully saturate the cloth with the disinfectant. Avoid unnecessary spillage or splashing. Recommendation: Use removal or dosing aids.
5. Spread the ready-to-use solution with the wipe until the surface to be disinfected is completely wetted.
6. Rub the surface with the soaked wipe under slight pressure.
7. Keep the surface moistened with disinfectant for the exposure time. If necessary, use another soaked disposable wipe or soak the wipe again. Avoid contaminating the disinfectant solution in the process.
8. Dispose of the disposable wipe properly.
9. Securely close the container again with the original cap.

Wipe disinfection with disinfectant wipe (Beta Guard rfu Bio-wipes)

1. Personal protective equipment: Put on protective gloves, protective clothing and splash goggles (see page 6).
2. Open the closing flap, remove a disinfectant wipe from the wipe dispenser and close the closing flap tightly again. The disinfection wipes must be completely saturated with soaking solution.
3. Test the material compatibility on an inconspicuous area, observing the planned exposure time.
4. Carefully wipe the entire surface with the disinfectant wipe until it is completely wetted with the working solution/soaking solution.
5. Rub the surface with the soaked wipe under slight pressure.
6. Dispose of the disinfection wipe properly (see page 19).
7. Keep the surface moist during the entire exposure time (see page 14). If necessary, wipe the surface again with a fresh disinfectant wipe.

Storage and disposal

This chapter describes how to properly store and dispose of Beta Guard products.

Storage environment requirements

Store the product tightly closed in a well-ventilated location and protect it against unauthorised access. Observe the following storage temperature limits.

Description	Unit	Value
Temperature limits for short-term storage (min. - max.)	[°C]	0 - 40 ¹⁾
Ambient temperature for long-term storage according to shelf life (min. - max.)	[°C]	20 - 25

¹⁾ Short term storage (max. 24 h) up to max. 40 °C has no effect on the effectiveness of the product.

Shelf life

Do not use the product after the expiry date indicated on the packaging and dispose of it properly.

Beta Guard Neu and **Beta Guard rfu** can be stored for 12 months after opening in a closed condition.

Beta Guard rfu Bio-wipes can be used for up to 28 days after opening in a closed condition.

Disposal of Beta Guard products

Disposal must be carried out in accordance with applicable national and local regulations. Please also observe the instructions from the safety data sheet for the concentrate, working solution and disinfection wipes.

Order details

For orders from Laboratorium Dr. Deppe, use the item numbers given below.

Beta Guard Neu

Item number	Container size
601487	6 x 2 L
601050	2 x 5 L
601052	10 L

Beta Guard rfu

Item number	Container size
601110	12 x 1 L
601112	2 x 5 L
601114	10 L

Beta Guard rfu Bio-wipes

Item number	Container size
601108	1 x 70 wipes (bucket)
601109	6 x 70 wipes (refill pack)
601104	12 x 80 wipes (flowpack)



DrDeppe

Laboratorium Dr. Deppe GmbH

Hooghe Weg 35

47906 Kempen

Germany

+49 (0) 2152 5565-0

E-Mail: info@drdeppe.de

Internet: www.drdeppe.de

Copyright © 2022 - Laboratorium Dr. Deppe GmbH

All rights reserved. All contents of these instructions for use, in particular texts, photographs and graphics, are protected by copyright. The copyright lies with Laboratorium Dr. Deppe GmbH. No part of these instructions for use may be reproduced, distributed or transmitted in any form or by any means, including photocopies, recordings or other electronic or mechanical methods.

Art. No. 480039